


# Guide to SDQadmin

Account set up and tools



NOVEMBER 17, 2023

YOUTHINMIND LTD

sdqtraining@youthinmind.com



To use the SDQscoring sites (SDQscore, SDQplus, SDQcohort) an organisation or individual must first register with Youthinmind Ltd. They will then be provided with a SDQadmin account; how to set-up and use this account will be explained in this guide. It is only after completing these important steps that you will have access to the SDQ scoring sites.

Compatible browsers include Chrome, FireFox, Microsoft Edge. This guide uses Chrome.

The Youthinmind team is grateful for your feedback on the SDQadmin guide. Let us know how we can improve this guide by emailing us at the [sdqtraining@youthinmind.com](mailto:sdqtraining@youthinmind.com) email address.

## Contents

<b>Registering for a New SDQadmin Account .....</b>	<b>2</b>
<b>Setting up the SDQadmin Account.....</b>	<b>3</b>
Login to SDQadmin.....	3
Help.....	3
Adding Credit.....	3
Creating SDQ Users Logins .....	5
<b>Further Admin Tools .....</b>	<b>7</b>
Changing the Admin Password .....	7
SDQPlus Data Export .....	7
<b>SDQscore Tools .....</b>	<b>8</b>
SDQscore Logins .....	8
SDQscore Assessments .....	9
Export SDQscore.....	10
<b>Relevant Column Headings Explained .....</b>	<b>10</b>
<b>Website Addresses &amp; Contact for Support .....</b>	<b>12</b>

## Registering for a New SDQadmin Account

***If you are already registered skip to page 3.***

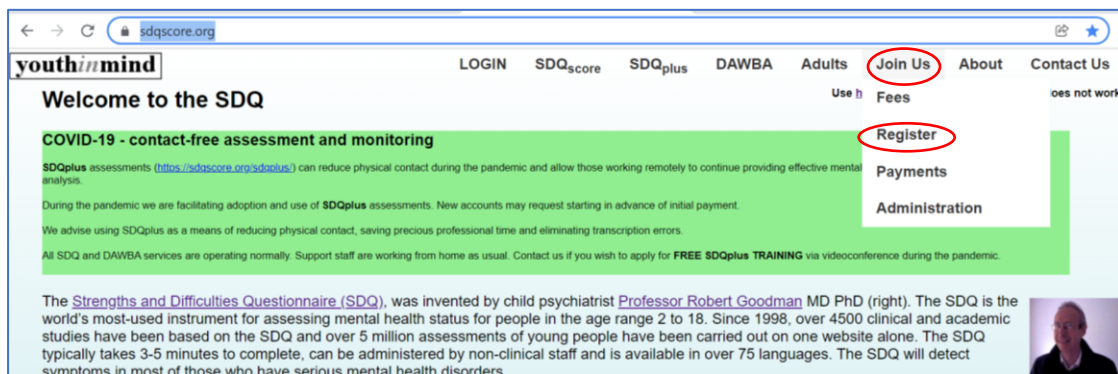
The easiest way to register for an account is to contact us directly at one of the following email addresses:

- [sdqtraining@youthinmind.com](mailto:sdqtraining@youthinmind.com) (Janice & Jake – Youthinmind training team & support)
- [sdqplus@youthinmind.com](mailto:sdqplus@youthinmind.com) (Marianna – Youthinmind admin)

We will require an email address with which to register your account. If you work for an organisation it is best to use a generic email address (e.g. admin@companyname.co.uk or [info@companyname.com](mailto:info@companyname.com), it doesn't necessarily have to be a real email address just use the @ symbol and include your email tag), this will make the transition easier if another employee takes over the role of SDQ administrator in the future. A contact email address can be recorded within the *Account Details* section and can be updated/changed if required.

Alternatively, you can complete the registration yourself using the link on our website (see below):

1. Register for a new admin account using the SDQscore website (<https://www.sdqscore.org/>).
2. Click **Join Us** and from the drop-down list click **Register**.



3. To create your new SDQadmin account go to <https://admin.sdqscore.org/New>

### Administrator Registration

Registration is essential and free. Registration is with organisations, not with individuals. Individual users should register if they are prepared to accept responsibility for fees. The individual who registers has administrative account. The administrator (or their deputy) should have budgetary and professional responsibility for staff who score assessments on SDQScore.org. Administrator account and password does not give access to scoring on <https://sdqscore.org/>. Administrator creates UserID(s) for scoring. To create new administration account go to <https://admin.sdqscore.org/New>

4. Type in the email address and click **Generate New AdminID**. Agree **OK**. A page will display giving the AdminID, the password and login address.

## Setting up the SDQadmin Account

**It is the responsibility of the person that holds the SDQadmin account to ensure that:**

a) credit is added to the account using a credit or debit card. A PayPal account is not needed to complete the transaction. Minimum credit purchase is US \$30.00. Use the credit link or *Payments* button within the admin account (see instructions below).

b) user accounts are created in order that users (professionals wishing to score or generate SDQs) can login to our scoring sites (see instructions below).

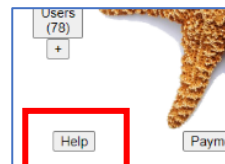
**We can assist with registration and create your users for you. If the steps are not complete the SDQ scoring sites will not be accessible. If you have already completed steps a and b skip to page 7.**

### Login to SDQadmin

1. Enter in your SDQadmin account *AdminID* (registration email address) and *Password* at <https://admin.sdqscore.org/Login>.

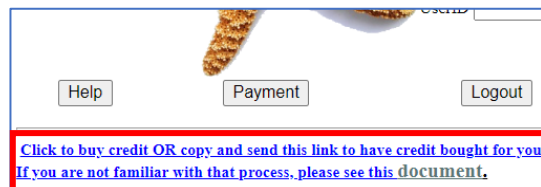
2. Click **Login**.

**Help:** Click this button for guidance on using this account and for a document explaining the variables.



### Adding Credit

Click the underlined blue text at the bottom of the starfish to buy credit, or to send the link to the member of staff responsible for credit purchase within your organisation.



The link will look similar to:

<https://admin.sdqscore.org/PayPal?AdminID=Kennington.Clinic%40gmail.com>

This is a direct link; no login details are needed to purchase credit. When accessed the link provides the option to pay for SDQ credit using PayPal or pay by debit or credit card (see following screenshot).

**SDQadmin** Account Administration

**Purchase SDQ credits (minimum \$30.00)**

You can use a credit or debit card without joining PayPal

For AdminID  .co.uk

Credit to Purchase  USD

**PayPal**

☐ Debit or Credit Card

Powered by **PayPal**

1. Enter the amount you wish to purchase in US dollars in the "Credit to Purchase" box (30 USD minimum)
2. Click *PayPal* **or** *Debit/Credit* card option (no PayPal account necessary)
3. Fill in the details as required

Alternatively,

1. Click the **Payment** button.

Users (78) +

Export SDQscore ☐ Full

Date range  
Start 2023-09-17  
End 2023-11-17  
UserID

Help **Payment** Logout

[Click to buy credit OR copy and send this link to have credit bought for you.](#)

2. Type in the amount of credit you wish to purchase (minimum is US\$30 (SDQplus is US\$1 per SDQ, SDQscore is US\$0.25-0.50 per SDQ)). Your credit card company will automatically convert the amount to your country's currency (they may charge a conversion rate).

System time: 2

**Charges apply**

**Current credit balance = US\$ 4963.30**

**Purchase SDQ credits (minimum \$30.00)**

You can use a credit or debit card without joining PayPal

For AdminID  .co.uk

Credit to Purchase  USD

**PayPal**

☐ Debit or Credit Card

Powered by **PayPal**

Example of credit purchase.

US \$100 buys 100 SDQs with SDQplus (electronic system)

OR

US \$100 allows 200 SDQ papers to be scored with SDQscore (includes reports downloaded as PDFs).

3. Click how you wish to pay; either via *PayPal* or with *Debit or Credit card* option and complete the required fields. A receipt will be available from the **Payments** button on this page.
4. As you use the SDQ a list of charges will be available to view (click **Charges**) or download as a spreadsheet (click **xlsx**).

Current credit balance = US\$ 513.55

Payments Charges xlsx

Purchase SDQ credits (minimum \$30.00) from Youthinmind Limited

For AdminID [redacted]@youthinmind.co.uk

Credit to Purchase [input] USD

PayPal

5. Click **Return** or the **back arrow** to go back to the main menu (starfish page).

### Creating SDQ Users Logins

You will need to create at least one user login to access the scoring sites. You may decide to create just one user login which staff share or individual user logins (if using SDQcohort scoring site, user logins will only access the cohorts that have been set up with the same user login details).

*Please make sure you complete stage 1 & stage 2.*

Stage 1) Click on the + button then **OK** in the prompt box that appears.



Type in a *User ID* (minimum six characters, do not use any special characters) and *User Password* (minimum 8 characters, do not use any special characters).

SDQScore Administration Add New User

System time: 2022-06-26 12:51:58.585337 UTC/GMT/Z

User ID: JLarrison

User Password: apple192

Comments:

Created: 2022-06-26 12:51:58.585337

Add new User

**Click Add new User.**

You are then returned to the Starfish page....

### Stage 2) Click on the **Users (#)**

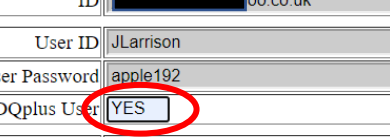


button.

Click on the **Update** button.

JLarrison	apple192	2022-06-26 12:51:58.585337			<input type="button" value="Update"/>

Type **YES** (must be in capitals) into the SDQplus User box. This gives the SDQ user permission to use SDQcohort (the application that supports both SDQscore & SDQplus) and our singular SDQplus site.



SDQplus User

Comments

Created

Submit Updated Details

Cancel

Click **Submit Updated Details.**

The SDQ User can now use their user login details to access the following sites:

- **SDQscore** – to transcribe answers from SDQ papers (assessment report is available to view & download on a case-by-case basis): <https://sdqscore.org/SDQ>  
For more information and to download the SDQ papers visit:  
<https://sdqinfo.org/py/sdqinfo/b0.py>
- **SDQplus** – the SDQ can be sent electronically to the informant to complete on their own device. An individual's assessment data history can be stored under a system generated, unique identifier, known as a PlusIID). Children's accounts are accessed one by one.  
Visit: <https://sdqplus.org/login>
- **SDQcohort** – option to select either SDQscore or SDQplus scoring system. In this application you create children's accounts which are stored in a cohort. The individual's assessment data is stored under a system generated, unique identifier, known as a PlusIID. Comparison data is available for an individual, a group or a whole cohort. A cohort can contain up to 1,000 records making it ideal to use in a school setting. Visit: <https://sdqscore.org/SDQcohort.html>

Contact [sdqtraining@youthinmind.com](mailto:sdqtraining@youthinmind.com) for a free demonstration of these scoring sites.

## Further Admin Tools

### Changing the Admin Password

1. Log in with your *AdminID* and *Password* (assigned to you by YouthinMind at <https://admin.sdqscore.org/Login>).
2. Click **Account Details**, type in the new password and any other information and click **Update account details**.

SDQadmin Account Administration

SDQScore Account Administration Details Up

AdminID	[redacted]
Created	2019-03-28 20:16:50
Password	[redacted]
New Password	newadminpassword
Organisation Name	
Contact Email	
Comments	

Update account details Return

3. You will be logged out when you change the password and will need to log back in again with the new password.

admin.sdqscore.org/login

SDQadmin Account Administration Send Password Reminder

Login to the **SDQ ADMINISTRATION** site

AdminID	sdqaccount@guides.com	Mandatory AdminID for SDQscore account
Password	newadminpassword	Mandatory password for SDQscore account

Login

4. Please enter a contact email if it differs from your AdminID. An organisation name is also useful if it is not apparent from the email address.

### SDQPlus Data Export

**The SDQplus export (standard)** provides a spreadsheet containing the PlusIID assigned to each child, records age & gender (if entered), the Total Difficulties score, Subscale scores and a code for the banding (e.g average, raised, high, very high etc).

**The SDQplus export (full)** as above and includes a code for each SDQ item response. If you have a large data set this will take some time to download so, please be patient.

SDQadmin Account Administration janices

Account Details

SDQplus PlusIIDs

SDQplus export (standard)

SDQplus export (full)

SDQscore Logins

SDQscore Assessments

Export SDQscore

☐ Full

Users Date range

In the SDQplus export spreadsheets the child is only be identified by the PlusIID that has been assigned by the system (column B).

	A	B	C	D	E	F	G	H	I	J	K	L	M	N	O	AF	AG	AH	AI	AJ
	AccountID	PlusIID	generated	created	by	source	rgroup	iid	sid	dawba iid	dawba passw	when	mindate	maxdate	who	pim	pim	psdq1	psdq2	psdq3
1	admin@reg 6046-2070-5	2022-09-22	2022-09-22	UserID	s	76123998	Systemcode	Systemcode	2021-10-21	2021-10-21	2021-10-21	2021-10-21	Father			4	3	2	2	1
2	admin@reg 9564-8114-8	2022-09-22	2022-09-22	UserID	s	60078067	Systemcode	Systemcode	2022-09-22	2022-09-22	2022-09-22	2022-09-22				0	0	2	0	0
3	admin@reg 9564-8114-8	2022-09-22	2022-09-22	UserID	s	91879734	Systemcode	Systemcode	2021-10-17	2021-10-17	2021-10-17	2021-10-17	Mother			0	0	2	0	0
4	admin@reg 6624-2537-2	2022-09-30	2022-09-30	UserID	s	76702314	Systemcode	Systemcode	2021-10-21	2021-10-21	2021-10-21	2021-10-21	Teacher			4	3	2	2	1
5	admin@reg 6624-2537-2	2022-09-30	2022-09-30	UserID	s	49369395	Systemcode	Systemcode	2021-10-17	2021-10-17	2021-10-17	2021-10-17	Father			3	3	2	2	0
6	admin@reg 6624-2537-2	2022-09-30	2022-09-30	UserID	s	66144451	Systemcode	Systemcode	2022-06-14	2022-06-14	2022-06-14	2022-06-14	Father							
7	admin@reg 6624-2537-2	2022-09-30	2022-09-30	UserID	s	42493298	Systemcode	Systemcode	2022-06-06	2022-06-06	2022-06-06	2022-06-06	Teacher							
8	admin@reg 6179-3273-4	2022-10-07	2022-10-07	UserID	s	16492313	Systemcode	Systemcode												
9	admin@reg 6179-3273-4	2022-10-07	2022-10-07	UserID	s	71418070	Systemcode	Systemcode												
10	admin@reg 6179-3273-4	2022-10-07	2022-10-07	UserID	s	40796317	Systemcode	Systemcode								0	0	1	0	0
11	admin@reg 6179-3273-4	2022-10-07	2022-10-07	UserID	s	23207149	Systemcode	Systemcode	2021-10-11	2021-10-11	2021-10-11	2021-10-11	Father			0	0	1	0	0
12	admin@reg 6179-3273-4	2022-10-07	2022-10-07	UserID	s	31534800	Systemcode	Systemcode								0	0	1	0	0
13	admin@reg 8988-0195-5	2022-10-07	2022-10-07	UserID	s	36340065	Systemcode	Systemcode	2021-10-17	2021-10-17	2021-10-17	2021-10-17	Father			0	0	2	0	0
14	admin@reg 8988-0195-5	2022-10-07	2022-10-07	UserID	s	91169330	Systemcode	Systemcode	2022-06-14	2022-06-14	2022-06-14	2022-06-14	Mother			0	0	2	0	0
15	admin@reg 8988-0195-5	2022-10-07	2022-10-07	UserID	s	33512838	Systemcode	Systemcode	2021-11-15	2021-11-15	2021-11-15	2021-11-15	Teacher			0	0	2	0	0
16	admin@reg 8988-0195-5	2022-10-07	2022-10-07	UserID	s	11270204	Systemcode	Systemcode	2022-06-14	2022-06-14	2022-06-14	2022-06-14	Teacher			0	0	2	0	0
17	admin@reg 2103-2164-0	2022-10-22	2022-10-22	UserID	s	33823535	Systemcode	Systemcode	2022-10-21	2022-10-21	2022-10-21	2022-10-21	Mother			0	0	2	0	0
18	admin@reg 2103-2164-0	2022-10-22	2022-10-22	UserID	s	78191435	Systemcode	Systemcode	2023-11-09	2023-11-09	2023-11-09	2023-11-09	Mother			4	3	1	0	0

## SDQscore Tools

For data gathered using the SDQscore scoring platform (answers are transcribed from SDQ assessment papers), the following tools are available.

The **Date range** can be changed to show assessment results for a particular period of time. If a UserID is entered in the **UserID** box, only assessment results for this user account will be displayed.

## SDQscore Logins

Displays the number of logins in a day and by the hour. Clicking on one of the pink links will provide a list of the users that logged on at this time.

Account Logins per Day and Hour (UTC/GMT Z)																										
Date	Hour	00	01	02	03	04	05	06	07	08	09	10	11	12	13	14	15	16	17	18	19	20	21	22	23	Total
2022-06-14 Tue								7																		14
2022-06-03 Fri																										1
2022-05-31 Tue																										2
2022-05-26 Thu																										9
2022-05-25 Wed																										1
2022-05-23 Mon																										2
2022-05-20 Fri																										1
2022-05-16 Mon																										4
2022-05-14 Sat																										2
2022-05-11 Wed																										1
2022-05-05 Thu																										2
2022-05-03 Tue																										2
2022-04-26 Tue																										2
2022-04-25 Mon																										3
2022-04-19 Tue																										2
Total logins: 48 from 2022-04-17 to 2022-06-17. Only days with logins are shown.																										

SDQadmin		
Logins for janicesidnell@yahoo.co.uk on 2022-06-14 between 00:00 to 06:59 UTC/GMT+2		
N	UserID	Created
1	tedtest	2022-06-14 06:00:01
2	tedtest	2022-06-14 06:00:04
3	tedtest	2022-06-14 06:05:46
4	tedtest	2022-06-14 06:05:51
5	tedtest	2022-06-14 06:08:33
6	tedtest	2022-06-14 06:08:36
7	tedtest	2022-06-14 06:13:01
Return		

### SDQscore Assessments

First adjust the date range, then click **SDQscore Assessments** to display the number of paper-based assessments that have been recorded on the SDQscore system in the selected timeframe.

The screenshot displays the 'SDQscore Logins' interface. On the left, there is a sidebar with a 'Date range' filter set from '2022-01-01' to '2022-06-17'. A red circle highlights this date range. A red arrow points from the 'Date range' filter to the 'SDQscore Assessments' section. The main area shows a heatmap titled 'Account Assessments per Day and Hour (UTC/GMT+2)'. The heatmap has columns for hours (00 to 23) and rows for dates. A red circle highlights the cell for hour 04 on the date 2022-05-26, which contains the value '4'. The heatmap cells are colored yellow, green, or red based on the assessment value.

Clicking on one of the pink links provides a list of the assessment and links to further tools (which are explained below).

Assessments for James (testing) done on 2022-06-14 between 6:00 to 6:59 UTC/GMT/Z									
N	Created	UserID	IID	Data	Items				
4	06-14 06:13:07	tedtest	7857938092270817	60	T	<a href="#">SDQ</a>	<a href="#">Export</a>	<a href="#">JSON</a>	
3	06-14 06:10:53	tedtest	9863181575092660	53	S	<a href="#">SDQ</a>	<a href="#">Export</a>	<a href="#">JSON</a>	
2	06-14 06:08:13	tedtest	7857938092270817	60	T	<a href="#">SDQ</a>	<a href="#">Export</a>	<a href="#">JSON</a>	
1	06-14 06:03:31	tedtest	1804802295595998	62	P	<a href="#">SDQ</a>	<a href="#">Export</a>	<a href="#">JSON</a>	
				<b>Total</b>	4+0	For charges, go to		Payment	

When **SDQ** is clicked – you can view the report from a completed SDQ (red link). Charges apply.

### SDQ Menu

Age (optional)  
Gender (optional)

11  
Male

[ID](#) and [Date of Birth](#) have been removed. These could identify individuals in an account context. See our [note](#) about this.

[Enter data from a Parent or other carer](#)  
[Enter data from a Teacher or other educational professional](#)  
[Enter data from the Self report of an 11-17 year old](#)  
[View or download SDO Scores Report \(parent data\)](#)

When **Export** is clicked the scores for each answer are displayed, along with the ebdtot (emotional behavioural difficulties total (overall stress score)) and subscale scores. Leading letters P, T, S within the headings signify the informant type.

iid	UserID	When	age	gender	paddcomments	parententered	pcompday	pcompleteby	pcompleteother	pcompmonth	pcompyear	pconban	pconduct	pebdban	pebdtot
5022491551844831	tedtest	2021-08-06 05:58:55	11	1		1	6	2		8	2021	1	3	1	16

When **JSON** is clicked this provides a JavaScript object notification string. It displays data in a human-readable form and is also suitable for import into client management (CMS) or electronic health record (EHR) systems.

```
"source": "s", "when": "2021-08-06 05:58:55", "iid": "5022491551844831", "UserID": "testtest", "Password": "testyttester", "mindate": "2021-08-06", "maxdate": "2021-08-06", "age": "11", "gender": "1", "parententered": "1", "pcompday": "6", "pcompleteby": "2", "pcompmonth": "8", "pcompyear": "2021", "pconban": "1", "pconduct": "3", "pebdban": "1", "pebdtot": "16", "pemoban": "7", "phytpban": "0", "phytper": "2", "pimpact": "0", "pimpactentered": "1", "pimpban": "0", "ppeer": "4", "ppeerban": "2", "pproban": "1", "pprosoc": "7", "psdq1": "1", "psdq10": "0", "sdq11": "2", "psdq12": "1", "psdq13": "1", "psdq14": "1", "psdq15": "0", "psdq16": "2", "psdq17": "1", "psdq18": "0", "psdq19": "0", "psdq2": "0", "psdq20": "1", "psdq21": "1", "psdq22": "0", "sdq23": "2", "psdq24": "1", "psdq25": "1", "psdq26": "1", "psdq27": "3", "psdq28": "0", "psdq29": "1", "psdq3": "1", "psdq30": "1", "psdq31": "1", "psdq32": "1", "psdq33": "1", "psdq4": "2", "sdq5": "1", "psdq6": "1", "psdq7": "1", "psdq8": "2", "psdq9": "2", "psdotype": "P2", "sdaany": "0", "sdacd": "0", "sdadn": "0", "sdahk": "0", "variables": "62"
```

## Export SDQscore

Produces a spreadsheet showing the SDQscore data.

Select date range and enter a UserID, then click **Export SDQscore** for the data for a particular user account.

Leave **UserID** blank to see data gathered by all users. Ensure **Full** is checked if you wish to see data relating to each question in the SDQ.

	A	B	C	D	E	F	G	H	I	J	K	L
1	iid	UserID	ModeDate	MinDate	MaxDate	age	gender	pebdtot	sebdtot	tebdtot	pimpact	simpact
40	7968593414375446	susanhuckle	2021-01-11	2021-01-11	2021-01-17	1	1	12			0	
41	5569701375955714	susanhuckle	2021-01-14	2021-01-14	2021-01-17	2	2	19				
42	17722142											
43	6410504645977522	susanhuckle	2021-01-20	2021-01-20	2021-01-20	0	0	30				
44	9724404395472102	susanhuckle	2021-01-20	2021-01-20	2021-01-20	0	0			20		
45	1865278314429316	susanhuckle	2021-01-21	2021-01-21	2021-01-21	0	0	30				
46	7272536335923450	susanhuckle	2021-01-27	2021-01-27	2021-01-27	0	0	20				
47	17714800											
48	192962309794766	susanhuckle	2021-02-11	2021-02-11	2021-02-11	0	0		17			0
49												
50	9710638954455202	susanhuckle	2021-03-17	2021-03-17	2021-03-17	0	0	24				
51	2629526163173926	susanhuckle	2021-03-17	2021-03-17	2021-03-17	0	0	16			1	
52	7181755221425482	susanhuckle	2021-03-17	2021-03-17	2021-03-17	0	0			6		
53	19600353											
54	6315012775196593	susanhuckle	2021-04-06	2021-04-06	2021-04-06	0	0	25				
55	1111942817997469	susanhuckle	2021-04-06	2021-04-06	2021-05-01	11	1			13		

\*\*\*\*\*

## Relevant Column Headings Explained

Heading	Explanation
<b>AccountID</b>	The adminID used to access the account
<b>PlusIID</b>	The unique identifier for an individual child
<b>Generated</b>	When the system was used to generate the PlusIID
<b>created</b>	Date the SDQ assessment was created by the user for an informant
<b>by</b>	The userID
<b>source</b>	An S signifies SDQscore, the + symbol signifies SDQplus
<b>rgroup</b>	p1 = parent informant t1= teacher informant s = self informant (be aware that this is for SDQplus only not for SDQscore)
<b>iid</b>	An SDQscore report identifier (this will show paper-based assessment scores)

<b>sid</b>	An SDQplus report identifier
<b>dawba iid</b>	SDQplus identifier on the “dawba” application
<b>dawba password</b>	Only shown if the user has accessed the dawba application
<b>when</b>	When the SDQ has been completed
<b>mindate</b>	When the SDQ was started
<b>maxdate</b>	When the SDQ was completed
<b>page sage tage</b>	The first letter signifies the informant type that has completed the SDQ. The age of the child is displayed (age range 2-17)
<b>pgender sgender tgender</b>	The first letter signifies the informant type that has completed the SDQ. The code for gender is, 0 = n/a, 1= male, 2= female, 3 = TGNC (transgender non-conformist)
<b>pebdtot sebdtot tebdtot</b>	The first letter signifies the informant type for <b>emotional behavioural difficulty total</b> (overall stress score)
<b>pimpact simpact timpact</b>	The first letter signifies the informant type for the impact score (in the SDQ impact questions are generated by clicking any of the Yes options at the end of the SDQ core questions). Only an impact score of 0 is considered average as any impact score is considered problematic

The four difficulties sub-scores are used to calculate the ebdtot. An average subscore total would depend on the informant type but would be close to 0/10. The prosocial subscore measures strengths, a score close to 10/10 is considered average. The scores for each sub-category are:

<b>pemotion semotion temotion</b>	The first letter signifies the informant type. This is the total subscore for emotional difficulties – scores close to 0/10 are most desirable.
<b>pconduct sconduct tconduct</b>	The first letter signifies the informant type. This is the total subscore for behavioural difficulties (conduct) – scores close to 0/10 are most desirable.
<b>phyper shyper thyper</b>	The first letter signifies the informant type. This is the total subscore for hyperactivity & concentration difficulties (hyper) - scores close to 0/10 are most desirable
<b>ppeer speer tpeer</b>	The first letter signifies the informant type. This is the total subscore for difficulties getting along with other children (peer) - scores close to 0/10 are most desirable
<b>Prosoc (prosocial)</b>	This subscore does not add to the ebdtot (overall stress score). It is a positive category measuring kind & helpful behaviour towards others. Scores are also in reverse e.g an average score would be close to 10/10, depending on the informant. A low/very low score below 5 could be considered problematic.

An explanation of the codes used for the export variables is available from the Help section.

## Website Addresses & Contact for Support

For more information on SDQscore or to download the SDQ paper visit:

<https://www.sdqinfo.org/a0.html> & <https://www.sdqinfo.org/py/sdqinfo/b0.py>

For more information and login links for SDQplus and the SDQcohort application visit:

<https://sdqscore.org/sdqplus/>

\*\*\*\*\*

Guides for the following scoring systems are available:

SDQscore

SDQplus

SDQcohort

To request a guide or for advice or assistance please contact us at,

[sdqtraining@youthinmind.com](mailto:sdqtraining@youthinmind.com)

\*\*\*\*\*